


Digital Underwater Photography Course

If you are new to digital underwater photography or looking to get the most of your underwater camera system then the downunderpix underwater photography course is for you.



Digital underwater photography is now affordable for almost all divers. And with the technology now available it is easy capture quality images to record your journeys into the amazing underwater world.

The downunderpix digital underwater photography course is designed to help you get started in underwater photography. The course covers the theory essential to help you understand your camera system and use it to take quality photographs, in water practice with your camera system, discussion of your images and basic post production techniques.



During the course, you will also learn about the setup, use and care of the camera system you are using.

Histogram

Most digital cameras will display a histogram of an image after it has been taken. Many can also be set to show a histogram on the LCD screen before the image is taken. The histogram in itself doesn't indicate whether or not you have captured a good image. But for photographers it is important to understand what it represents.



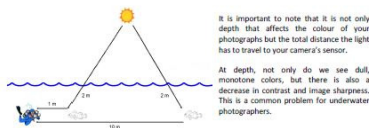
The course has been written by professional underwater photographer Paul Macdonald and is based on his extensive knowledge and experience. It is conducted by Paul in a friendly and fun atmosphere.



This comprehensive underwater photography course is designed to provide you with the technical and practical knowledge to become a competent digital underwater photographer.

The theory section is available in on-line or hard copy format. It covers relevant information in relation to:

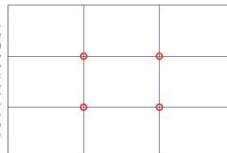
- Using your digital camera
- The behavior of light underwater
- Composition
- Taking your camera system underwater
- Post dive camera system care
- Post production




You will learn about your camera's functions and controls, understand light underwater and how to use it to your advantage, the basics of photographic composition for aesthetically pleasing images, preparing your camera system ready to take it underwater, diving skills for underwater photographers, concepts for taking great underwater photographs, how to maintain and care for your camera system post dive and basic post production processing to enhance your photographs.

The Rule of Thirds

The rule of thirds is a "rule of thumb" for composing visual images. The rule of thirds proposes that the image divided into nine equal parts by two equally spaced horizontal lines and two equally spaced vertical lines, and that important compositional elements should be placed along these lines or their intersections. By aligning a subject or subjects with these points you create more tension, energy and interest in the composition than simply centering the subject would.



As part of the course you will also undertake 4 practical photography dives with Paul where you will have some specific tasks and skills to complete as you put into practice the various techniques covered in the theory section.



The course concludes with a post production workshop where Paul will show you how to quickly edit your photos for maximum effect as well as provide a critique of your photos taken on the course dives.



For more information or to book into a digital underwater photography course contact Paul or The Dive Shack.

Paul Macdonald
email: info@downunderpix.com
mobile: 0419 819 083

The Dive Shack
email: contact@thediveshack.com.au
phone: 8371 5822